



**LG**

Life's Good



Style  
Your  
Space



# ARTCOOL


2015 Residential Air Conditioner




# Plasmaster™ Ioniser PLUS

The powerful plasma ionizer protects you from odors and harmful substances in the air with over 3 million ions to sterilize not only the air passing through the air conditioner, but also surrounding surfaces for a safer, cleaner environment.

\* Specifications may vary for each model.

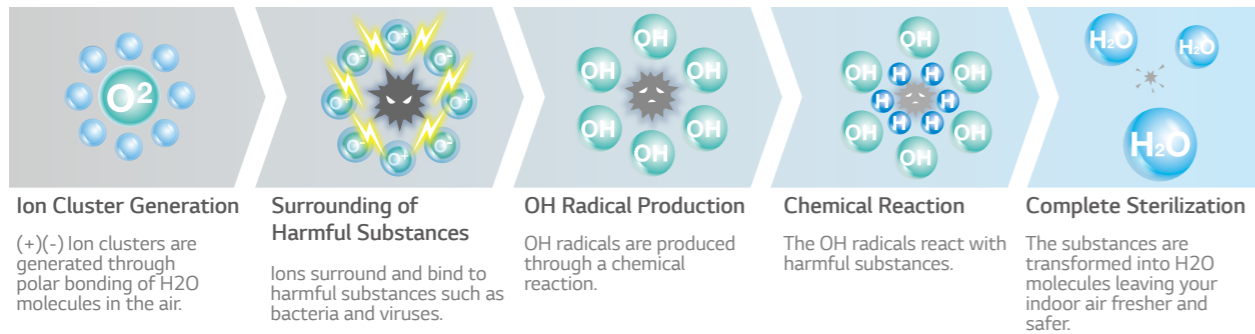


**99.9%**  
Sterilization



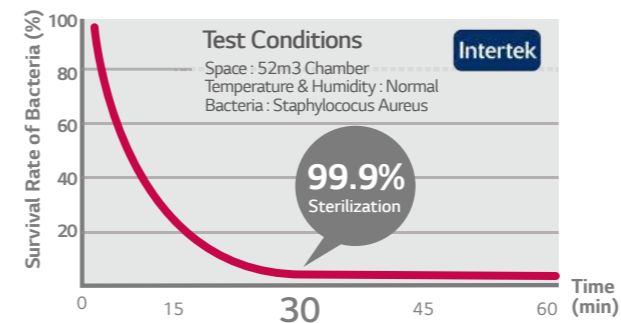
## Impact of Over 3 Millions Ions

### Sterilization and Deodorization

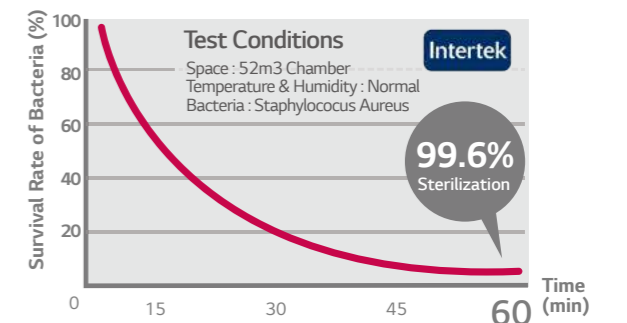


## Sterilization Performance Evaluations

Sterilize Bacteria (E.coli colon bacillus) over 99.9% in 30 min.



Sterilize Bacteria (Staphylococcus Aureus) over 99.6% in 60 min.



## Energy Saving



Our revolutionary inverter technology offers powerful yet silent performance while also greatly lowering energy consumption by as much as 60%. LG has taken energy efficiency to a whole new level with its inverter technology.

\* Specifications may vary for each model.  
\* Depending on the experimental conditions.

### BLDC Compressor

The LG inverterV air conditioner comes with a BLDC compressor that uses a strong neodymium magnet. Its compressor thus has improved efficiency compared with an AC inverter.



#### Minimizes Oil Circulation with an Oil-Separator system

- Reliability second at high speed
- Efficiency increased at low speeds

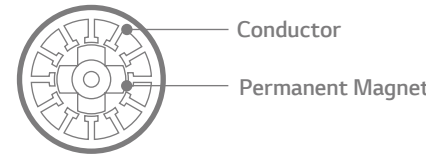
#### Maximizes Motor Efficiency

- Concentrate & distribute
- Increase EER at lower loads

#### Minimizes Compression Loss

### BLDC Fan Motor

The BLDC Fan motor, which is specifically adapted to work with the LG InverterV, makes quiet cooling possible compared to conventional AC/DC motors. In addition, precise speed control provides 13 different steps for smoother operation.



### Torque Control

Delicate torque control enables the compressor to operate at minimum hertz levels of 35Hz and below, which minimizes noise and vibration while increasing energy efficiency.

## Perfect Health Care



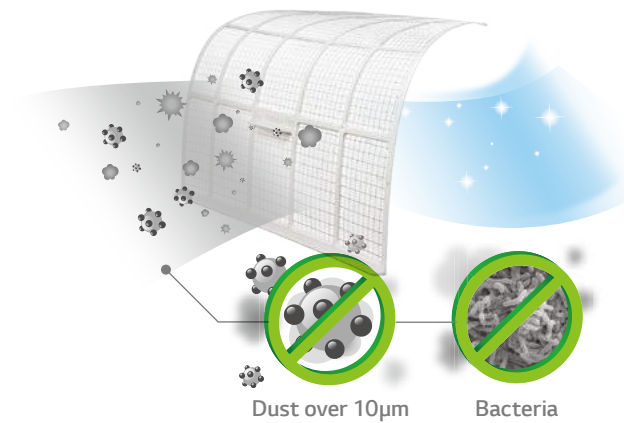
Various filtration and Mosquito Away protect the users from all harmful substances including odor, bacteria, allergen, virus, micro-dust, and mosquitos.

\* Specifications may vary for each model.  
\* Depending on the experimental conditions.



### Antibacterial Air Filter

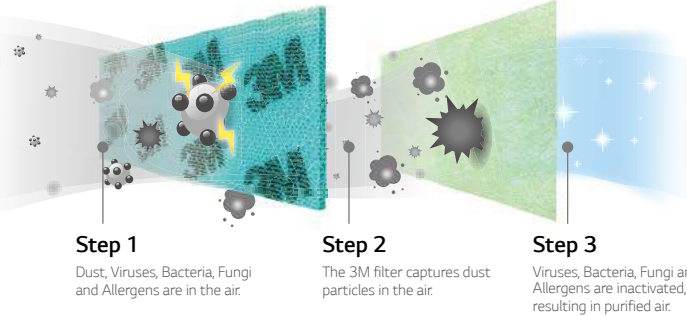
The Antibacterial Air Filter is the first line of defense, designed to initially capture dust particles over 10µm in size then eliminate finer particles, bacteria from various other sources.



### MULTI Protection Filter

Powered by **3M Tech**

The advanced technologies of 3M & LG remove harmful micro-particles including viruses, bacteria and allergens to provide a safer, healthier environment.



## Power Cooling




The cool airflow reaches to all corners of the room, in addition most powerful, fast keeping the space cool and comfortable regardless of outside temperature. LG air conditioner is cool in a short period of time.

\* Specifications may vary for each model.  
\* Depending on the experimental conditions.



### 10m Windblast

The new and improved skew fan increases the amount of airflow. 10m long airflow sends the cool air to all corners of the room.



## Comfort



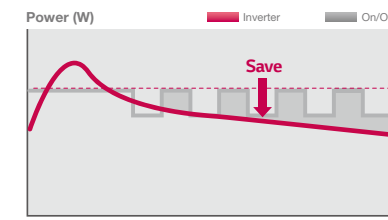
LG's advanced technology; Low Noise, Deep Sleep Mode, Jet Dry / Fresh Dry, make your life is more comfort without noise and humidity.

\* Specifications may vary for each model.  
\* Depending on the experimental conditions.



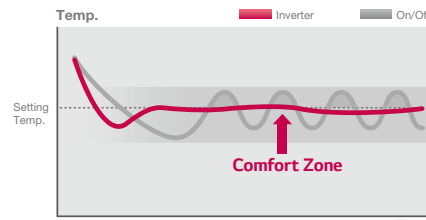
### Quick cooling with Lower Energy Consumption

By utilizing a variable speed compressor rather than a fixed speed compressor, the cooling capacity of the LG inverter system can be varied to suit indoor conditions.



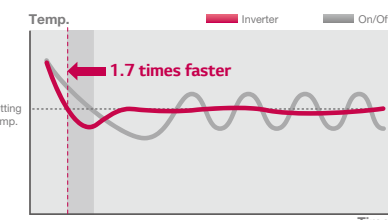
#### Reduced Operating Costs

The advanced InverterV drive minimizes energy loss and keeps the efficiency level high to provide the most economical air conditioning system.



#### Maximum User Comfort

The compressor speed of LG Inverter V is constantly adjusted and varied to maintain the desired temperature with minimal fluctuation.




#### Quick Cooling

The speed and performance of the Inverter V compressor is faster and more powerful, allowing it to cool much faster than conventional air conditioners.

### Plasmaster Auto Cleaning

The interior of the air conditioner is maintained by drying off the heat exchanger, then sterilizing the interior once more with **Plasmaster** ions to eliminate unwanted mold and odors.



The comprehensive auto cleaning function prevents the formation of bacteria or mold on the heat exchanger providing a more pleasant and comfortable environment for the user.

### Plasmaster Ioniser PLUS

3 million ions generated from Plasmaster Ionizer track and eliminate virus, bacteria and odor floating in the room as well as on curtain, couch, carpet and clothes.

#### Absolute Sterilization, Plus Deodorization



### Jet Cool

In the hot climate of Algeria, it is essential for an air conditioner to cool in a short period of time.



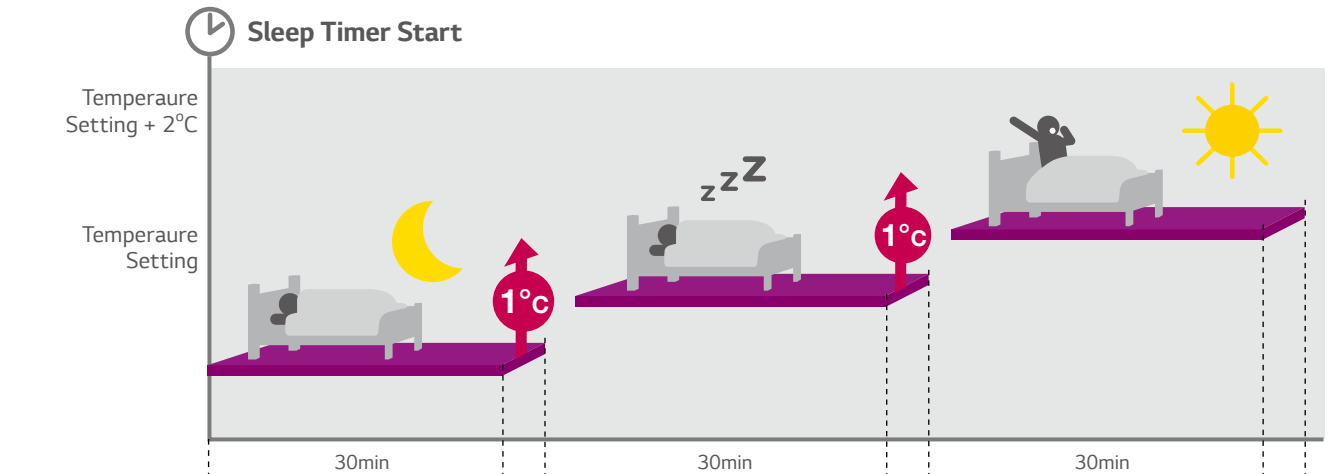
Reaching the set temperature up to 3 times faster than other air conditioners. The optimised air outlet design increases the velocity of internal circulation by up to 20%.



In jet cooling mode, strong air blows out at a temperature of 18°C for 30 minutes.

### Deep Sleep Mode

The deep sleep mode will increase the temperature by a degree every 30 minutes, and eventually by 2 degrees per hour to create a more comfortable and sound sleeping atmosphere.



LG's unique microprocessor is programmed to automatically increase the temperature setting to match the metabolism of human body at night. Fan speed will automatically switch to low setting, and sleep timer can be preset for a maximum period of 7 hours.

# ARTCOOL

## INVERTER V



Energy Saving



Powerful Airflow



Jet Cool



Low Noise 19dB



Deep Sleep Mode



Dual Protection Filter



Plasmaster Auto Cleaning



Plasmaster Ionizer PLUS



MULTI Protection Filter  
Powered by 3M Tech



GOLD Fin

Model		ES-W096BWS0	ES-W126BWS0	ES-W186CWS0	ES-W246CWS0
Cooling Capacity	kW	0.89-2.50-3.70	0.90-3.50-4.04	0.90-5.20-6.00	0.90-7.03-8.65
Heating Capacity	kW	0.89-3.20-4.10	0.89-3.66-5.10	0.90-6.30-9.00	0.90-8.20-11.40
Power Input	Cooling	W	1010	1500	2190
	Heating	W	1050	1650	2330
Running Current	Cooling	A	2.66	4.6	6.6
	Heating	A	3.4	4.65	7.3
Max Current	Cooling	A	6.5	6.5	7.8
	Heating	A	6	6	9.4
EER	W/W	3.85	3.47	3.47	3.21
COP	W/W	3.86	3.49	3.82	3.52
Power Supply	Ø / V / Hz	1/ 220-240/50	1/ 220-240/50	1/ 220-240/50	1/ 220-240/50
Air Flow Rate	Indoor;Max	m <sup>3</sup> /min(CFM)	12 (423)	12 (423)	19 (670)
	Outdoor;Max	m <sup>3</sup> /min(CFM)	27 (953)	27 (953)	50 (1765)
Moisture Removal	l/h	1.1	1.3	2	2.6
Sound Pressure Level	Indoor;H/M/L/Sleep	dB(A) ±3	38/33/23/19	39/33/23/19	42/40/35/29
	Outdoor;Max	dB(A) ±3	47	47	54
Sound Power Level	Indoor;H/M/L/Sleep	dB(A) ±3	57	57	60
	Outdoor;Max	dB(A) ±3	65	65	70
Refrigerant & Charge	Type	R410A	R410A	R410A	R410A
	g(oz) at 7,5 m	900 (31,75)	900 (31,75)	1350 (47,63)	1800 (63,49)
Additional Refrigerant charge	g/m(oz/ft)	20(0.22)	20(0.22)	20(0.22)	35(0.37)
Compressor	Type	Rotary	Rotary	Twin Rotary	Twin Rotary
	Motor Type	Brushless DC Motor	Brushless DC Motor	Brushless DC Motor	Brushless DC Motor
Fan(Indoor)	Type	Cross Flow Fan	Cross Flow Fan	Cross Flow Fan	Cross Flow Fan
	Motor Type	BLDC	BLDC	BLDC	BLDC
	Motor Output	W	20	20	30
Fan(Outdoor)	Type	Propeller Fan	Propeller Fan	Propeller Fan	Propeller Fan
	Motor Type	BLDC	BLDC	BLDC	BLDC
	Motor Output	W	43	43	85
Circuit Breaker*	A	15	15	20	25
Power Supply Cable	No.*mm <sup>2</sup>	3*1,0	3*1,0	3*1,5	3*2,5
Connection Cable No.*mm <sup>2</sup>	No.*mm <sup>2</sup>	4*1.0 (Including Earth)	4*1.0 (Including Earth)	4*1.0 (Including Earth)	4*1.0 (Including Earth)
Connection Pipe	Liquid Side	mm(in)	Ø 6.35 (1/4)	Ø 6.35 (1/4)	Ø 6.35 (1/4)
	Gas Side	mm(in)	Ø 9.52 (3/8)	Ø 9.52 (3/8)	Ø 12.7 (1/2)
	Drain Hose (O.D./I.D)	mm(in)	21.5/16(0.85/0.63)	21.5/16(0.85/0.63)	21.5/16(0.85/0.63)
Dimensions	Indoor(W*H*D)	mm	885*285*210	885*285*210	1030*325*250
		inch	35.2*11.2*8.3	35.2*11.2*8.3	40.6*12.8*9.8
	Outdoor(W*H*D)	mm	717*500*230	717*500*230	870*655*320
		inch	28.2*19.0*9.1	28.2*19.0*9.1	34.3*25.8*12.6
Net Weight	Indoor	kg(lbs)	9	9	14.8
	Outdoor	kg(lbs)	27.4	29	43.8
Operation Range	Cooling(Outdoor)	°C(°F)	-10-48	-10-48	-10-48
	Heating(Outdoor)	°C(°F)	-10-24	-10-24	-15-24
Max. Piping Length	m(ft)	15 (49,2)	15 (49,2)	20 (65,6)	30 (98,4)
Max. Elevation Difference	m(ft)	7 (23)	7 (23)	10 (33)	10 (33)

www.lg.com/za

- Product label KW capacity may vary from catalogue, due to different countries labeling requirements.
- Performance certification available on request.